



FRAMES ALU

# Aluminium *Range*

DOMESTIC & COMMERCIAL  
WINDOWS | DOORS | CONSERVATORIES



FRAMES ALU



# Choose Aluminium from frames alu

Frames Alu operates a supply and trade only business model, partnering with accredited installers to provide a seamless service from quote to install.

Supplying top quality and energy efficient aluminium windows and doors to installers across Ireland, Northern Ireland and the UK for over 40 years.

Our dedicated manufacturing facility in Co. Donegal specialises in high-quality aluminium systems. For uPVC systems, our sister company, Frames Direct, provides precision engineering and reliable production.

## At a glance

- 4 manufacturing plants
- 200+ employees
- 200+ accredited trade partners

[www.framesalu.com](http://www.framesalu.com)

"We chose Frames Alu as our supply company of choice for the quality and versatility of their range. First class company all round. - Liam"

# Our Aluminium Range

Frames Alu is a leading Irish based manufacturer of aluminium windows and doors for commercial, industrial and residential clients.



LIFT & SLIDE DOOR



BI-FOLD DOOR



CURTAIN WALLING



WINDOWS

# Key features


Aluminium is an extremely durable product and allows us greater flexibility for large openings or large glazed screens.



- Aluminium frame
- Full range of Ral colours
- Dual colour available



- Low maintenance
- High thermal efficiency



# Bi Fold Doors

## ALUMINIUM PROFILE

Introducing the impressive bi-fold door range. This sleek, modern design is manufactured with an ultra slim frame, that can neatly fold away to one side maximising space while adding a new dimension to entertaining at home.

Amazingly adaptable they can be completely opened, slightly opened or completely closed. An option to suit all your needs whether it be for everyday use, ease of access, practical ventilation, or offering fully integrated indoor - outdoor living in one single uninterrupted space. Or you can simply close off your space behind a sleek glass wall, enjoying high quality thermal insulation designed to perfectly regulate temperatures all year round.

Our bi-fold doors will allow you to enjoy the flow of natural light and utilise those amazing views from the comfort of your own home. A popular replacement for existing patio or French doors, adding light and ventilation all year round.

Door panes can be arranged in a variety of configurations, up to seven sashes.

Door configuration options:

- 2 pane doors - open to one side
- 3 pane doors - 3 doors fold either to the left or right
- 4 pane doors - master door opens to one side and the other 3 doors fold back to the opposite side
- 5 pane doors - all doors fold to either side
- 6 pane doors - 3 doors fold to each side
- 7 pane doors - all doors fold to either side

### Features

- Can completely fold away removing any barrier between your outdoor and indoor space
- Leaf max. 1200mm wide by 2500mm max height including frame
- Glazing options 28mm, 36mm or 42mm
- Open-in or open-out option
- 24mm polyamide thermal break as standard
- Dual colour available in our standard bi-fold door

[www.framesalu.com](http://www.framesalu.com)



# Bi Fold Door

## Options

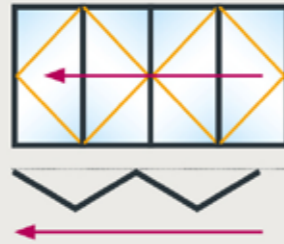
Type 220  
(202) open out\*



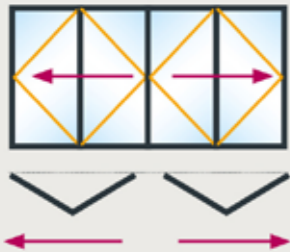
Type 330  
(303) open out



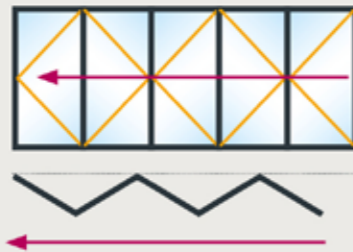
Type 440  
(404) open out\*



Type 422  
open out\*



Type 550  
(505) open out



Type 633  
open out



SLEEK & DURABLE

# Lift and Slide DOORS

Lift and Slide doors open parallel to a static panel frame offering maximum panoramic views available to your room. These doors create large, impactful gateways to the outdoors. The 'Lift and Slide' door is a fantastic addition to any building design project. The larger Lift and Slide doors are perfect for wider openings in new builds, extensions and renovation projects, offering expert engineering, innovative design and increased natural light.

These doors have a sleek, stylish and highly durable aluminium design that achieves panoramic impact without compromising on security or energy efficiency. With each door designed to insulate for warm during the winter and cool in the summer, helping you to effectively manage energy efficiency within your home.



SL 50

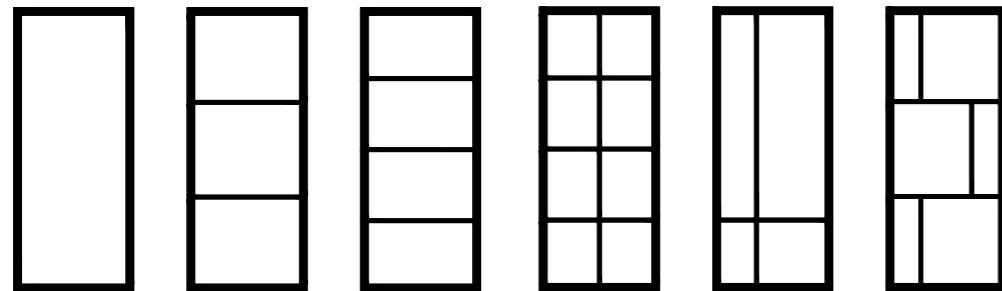
# Slimline Door


Internal

The SL 50 Slimline System is a striking architectural feature that blends retro style with modern simplicity. Its clean, timeless design enhances any interior with sleek lines and a subtle elegance. The aluminium internal black door with large glass design and a modern feel is a stunning and stylish door that will make any home or business look more spacious and bright.

The glazing bar system on this aluminium door can be configured in any arrangement, using single or in multi-bars to create a heritage, steel window look.

This range comes with a range of modern and styled handles in Matt Black, Aged Brass and Polished Stainless Steel.





# Curtain Walling

## increased thermal efficiency

We manufacture a wide variety of curtain wall systems to suit all types of projects. Our aluminium curtain wall system offers unique architectural design features while our Pressure Plate and Cap system provide a picture frame finish to give the appearance of a modular grid system. Flush sightlines with silicone joints give us our Structural Glazed System.

The deeper thermal insulator greatly enhances the thermal performance of a façade and glazing options range from 28mm to 54mm in depth. They are usually a combination of fixed and opening windows.

The curtain walling system is suitable for both vertical and sloped glazing applications. Ideal for tall buildings enabling natural light to penetrate throughout the whole building.

It is designed to ensure quality, strength, and durability providing for many years of aesthetic, sustainability, and minimal maintenance.



BS EN 12608  
KM 12874  
PROFILE



Official Police Security Initiative



# More product choices

REBATED DOOR SYSTEM

BOX BEAD - SHOPFRONT SYSTEM

XT66 Casement & Tilt Turn Window

XT66 Performance Plus, Casement Window System

XT66 Performance Plus, Tilt & Turn Window System

ST70, ST80 & ST90

Strong & Secure

# Rebated Doors

ideal for external buildings

XT66 rebated door system is 66mm in depth and can be glazed internally or externally with double & triple glazed units 28mm to 48mm.

The system offers internally beaded option on all doors whether open in or open out. They're available with heavy duty doors sash options to achieve higher and wider door leaf combinations. It is available in dual colour also and offers a wide range of midrail and threshold options.

Aluminium profiles are extruded from aluminium alloy 6063 T5 and T6 complying with BS EN 12020-2:2008 and BS EN 755: 1-9

**Opening Door - Side Hung In or Open Out**  
Maximum Opening Door Height: 2390mm  
Maximum Opening Door Width: 1300mm  
Maximum Opening Door Weight: 100kg (depending on hinge selection and glass spec.)

ALUMINIUM DOORS TO SUIT ALL BUILDING TYPES

- Rebated doors
- Automatic doors
- Shop doors

Choose your favourite colour from 100's of options to add that finishing touch and exact colour finish to suit your home or business.



System shown: XT66

# Create your wow factor

give your property personality

Finish off your beautiful frames view with a pop of colour. Our systems are supplied in a range of finishes, colours and styles, providing the end user with the ultimate selection to complement their interior and exterior architectural design.

The finish to the aluminium profile is a factory applied Polyester Power Coated finish (PPC), offering durability and exceptional weather protection. PPC is a colouring process to achieve bold and bright finishes. It's a type of dry coating and differs from conventional liquid paint leaving a hard finish, much tougher than normal paint.

There are over 188 RAL colours in gloss, satin or matt finish.

All colours are representative only - please ask to see a swatch booklet for accurate colour finishes.



# DURABILITY TESTS

All Frames Direct windows and doors are tested for durability.



Air permeability  
600pa



Wind resistance  
1200-2400pa



Water tightness  
300-600pa

[www.framesalu.com](http://www.framesalu.com)

## Handles & Accessories



Door Handle  
Range of colours



Handle  
Inline Espag (standard)



Panic Bar




Lockmaster deadbolt  
centre case



Lockmaster  
roller cam

### Stainless Steel Door Handle



FRAMES ALU





# Completed Projects

Housing Development  
Millers Glen  
Co. Dublin



XT66 Tilt and Turn | TS66 Rebated Door | AMS curtain wall system

AMS XT66 System | AMS XT66  
Rebated Door System

# Completed Projects

Griffeen  
Community  
College  
Co. Dublin

## Titanic Hotel, Liverpool, Stanley Dock



APA TB50 curtain wall system | ST70 Windows





## Other Projects

Schools,  
Medical Centres,  
Nursing Homes,  
Colleges,  
Private Homes  
Plus more

APA ST70 + TB50 system | Ral 7015



## Loughboy Medical Centre

Elite 70 ovolo casement windows | Elite 70 Ovolo French Door  
Elite 70 Ovolo Single door | TB50 Curtain wall



## Kingspan Innovation Centre

AMS XTC66 Window System | AMS Lift & Slide Door System | AMS TS66  
Rebated Door System | AMS MU800 SG and Hi Curtain Walling

[www.framesalu.com](http://www.framesalu.com)



**CUSTOM  
MADE**

**OTHER  
PRODUCTS  
PVC RANGE**



CASEMENT WINDOWS



VERTICAL SLIDER



FLUSH SASH WINDOWS



TILT & TURN WINDOWS



FRENCH DOORS



ZERO 90 WINDOWS



SKYPODS



SLIDING PATIO



SHAPED WINDOWS

Please contact your dedicated supplier below:



(061) 454 844

[info@midwestwindows.ie](mailto:info@midwestwindows.ie)

## TOP QUALITY ALUMINIUM BY FRAMES ALU

### Frames Alu

Donegal,  
F93 KN12

**Tel:** +353 74 9330050  
[info@framesalu.com](mailto:info@framesalu.com)  
[www.framesalu.com](http://www.framesalu.com)

### Frames Direct

Donegal,  
F93 FF96

**Tel:** +353 74 9363888  
[info@framesdirect.ie](mailto:info@framesdirect.ie)  
[www.framesdirect.ie](http://www.framesdirect.ie)

### Superior Trade Frames

Newtownards,  
BT23 7HH

**Tel:** +44 28 91 825740  
[info@superiortradeframes.com](mailto:info@superiortradeframes.com)  
[www.superiortradeframes.com](http://www.superiortradeframes.com)

### Futura Frames

Cork,  
P72 WD21

**Tel:** +353 23 8843870  
[orders@futuraframes.ie](mailto:orders@futuraframes.ie)  
[www.futuraframes.ie](http://www.futuraframes.ie)

